

# POLYESTER WEB SLING

All eyes tapered and covered with Cordura cover & sewn on label.



## Polyester Web Sling

Polyester web slings offer several features which promote their popularity among riggers. They are often used when highly polished, fragile or delicate loads must be lifted. The softness of the web will lessen marring, or scratch loads, while its flexibility assures a firm, grip around the item being lifted. The light weight of the material, combined with flexibility allows the slings to be quickly & safely handled by riggers.

Tags sewn on each Web Sling showing WLL, length, fabric type and manufacture.

Length feet	1", 1-ply type 3		2", 2-ply type 4		3", 2-ply type 4		4", 2-ply type 4		6", 2-ply type 4	
	Price	Part Number	Price	Part Number	Price	Part Number	Price	Part Number	Price	Part Number
2	8.44	8-901x2	12.74	8-902x2	20.10	8-903x2	-	-	-	-
4	10.44	8-901x4	15.43	8-902x4	29.87	8-903x4	39.87	8-904x4	-	-
6	12.44	8-901x6	24.80	8-902x6	37.65	8-903x6	52.21	8-904x6	-	-
8	14.44	8-901x8	30.98	8-902x8	46.92	8-903x8	64.55	8-904x8	-	-
10	16.44	8-901x10	37.92	8-902x10	56.20	8-903x10	76.89	8-904x10	147.73	8-906x10
12	18.44	8-901x12	42.96	8-902x12	65.48	8-903x12	89.24	8-904x12	-	-
15	-	-	53.53	8-902x15	78.15	8-903x15	101.58	8-904x15	203.18	8-906x15
16	-	-	56.93	8-902x16	83.94	8-903x16	113.92	8-904x16	-	-
18	-	-	63.03	8-902x18	93.48	8-903x18	126.26	8-904x18	-	-
20	-	-	69.79	8-902x20	102.54	8-903x20	138.61	8-904x20	265.98	8-906x20
25	-	-	-	-	124.51	8-903x25	150.95	8-904x25	331.92	8-906x25
30	-	-	-	-	-	-	186.47	8-904x30	405.80	8-906x30
Eye size	10"		10"		12"		12"		18"	
Vertical	1,600 lb		5,600 lb		8,400 lb		11,200 lb		16,800 lb	
Basket	3,200 lb		11,200 lb		16,800 lb		22,400 lb		33,600 lb	
Choker	1,200 lb		4,480 lb		6,720 lb		8,960 lb		13,440 lb	

**Type 3 (lay flat eye)** – The eye is formed by folding the webbing back and sewing it against the sling body.

**Type 4 (twisted eye)** – The eye is formed by turning the fabric 180° before sewing to form an eye 90° to the sling body. This allows for easier choking.



**WARNING**

NEVER EXCEED PUBLISHED WORKING LOAD LIMIT



# WEB SLINGS




## TYPE I TRIANGLE - CHOKER

**TYPE I** - Web sling made with a triangle fitting on one end and a slotted triangle choker fitting on the other end. It can be used in a vertical, basket or choker hitch.

**TC1902-X**

TRIANGLE-CHOKER PLY WEB CODE WEB WIDTH LENGTH FT.

See page 97 for rated capacity table  
See page 112 for triangle & choker details



**LENGTH** - The distance between the extreme and bearing points of the web sling including fittings.

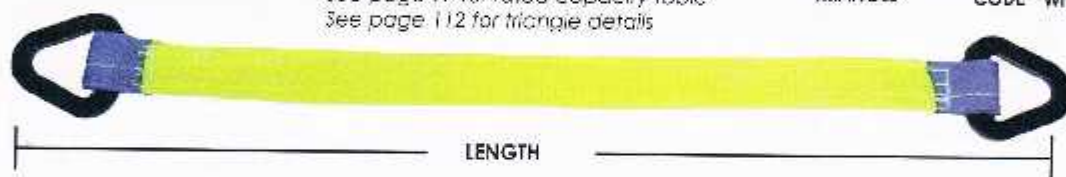
## TYPE II TRIANGLE - TRIANGLE

**TYPE II** - Web sling made with a triangle fitting on both ends. It can be used in a vertical or basket hitch only.

**TT1902-X**

TRIANGLE-TRIANGLE PLY WEB CODE WEB WIDTH LENGTH FT.

See page 97 for rated capacity table  
See page 112 for triangle details



**LENGTH** - The distance between the extreme and bearing points of the web sling including fittings.

## TYPE III FLAT / FOLDED EYE - EYE

**TYPE III** - Web sling made with a flat loop eye on each end with loop eye opening on same plane as sling body. FLAT or FOLDED EYE slings are very popular and can be used in all three types of hitches.

- Our standard FOLDED EYE & EYE web sling come with reinforced lifting eyes.

**EE1902-X**

EE = FOLDED EYE & EYE PLY WEB CODE WEB WIDTH LENGTH FT.  
FE = FLAT EYE & EYE



See page 97 for rated capacity table




## TYPE IV TWISTED EYE - EYE

**TYPE IV** - TWISTED EYE slings are similar to Type III, except the eyes are turned 90 degrees to form a better choker hitch. This type of eye also nests together better on the crane hook when used in a basket hitch.

- Our standard TWISTED EYE & EYE web sling come with reinforced lifting eyes.

**TE1902-X**

TWISTED EYE & EYE PLY WEB CODE WEB WIDTH LENGTH FT.



See page 97 for rated capacity table